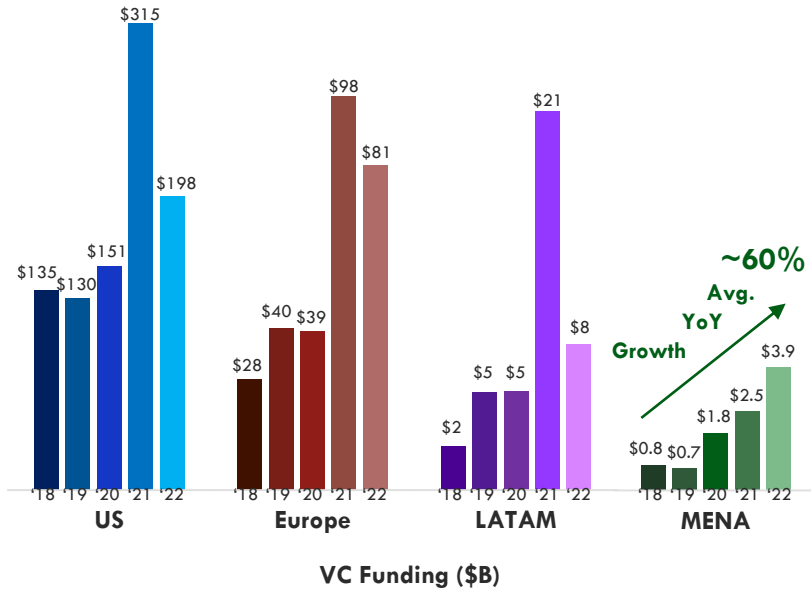


MENA: Promising Growth

MENA's Steady Growth vs Global Trends



Cross-Border Attraction and International Interest



43%

of MENA-based investments in 2022 by international investors

Promising Regional Readiness



60%

are under 25 years with avg. of 22 years vs 28 years global avg.



68%

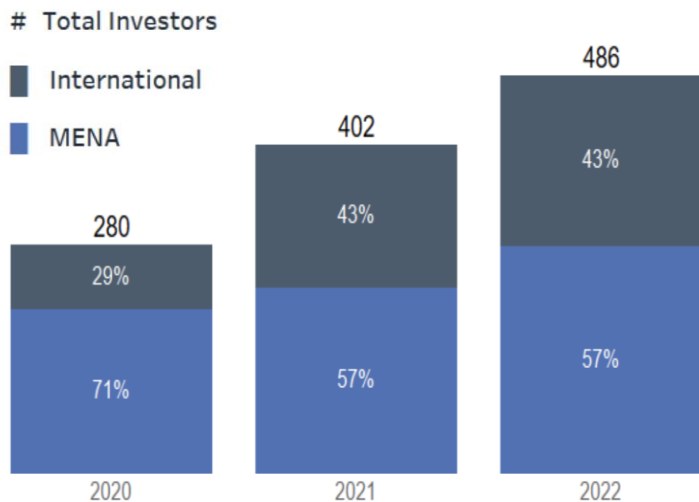
forecasted figure for penetration rate of mobile services by 2025



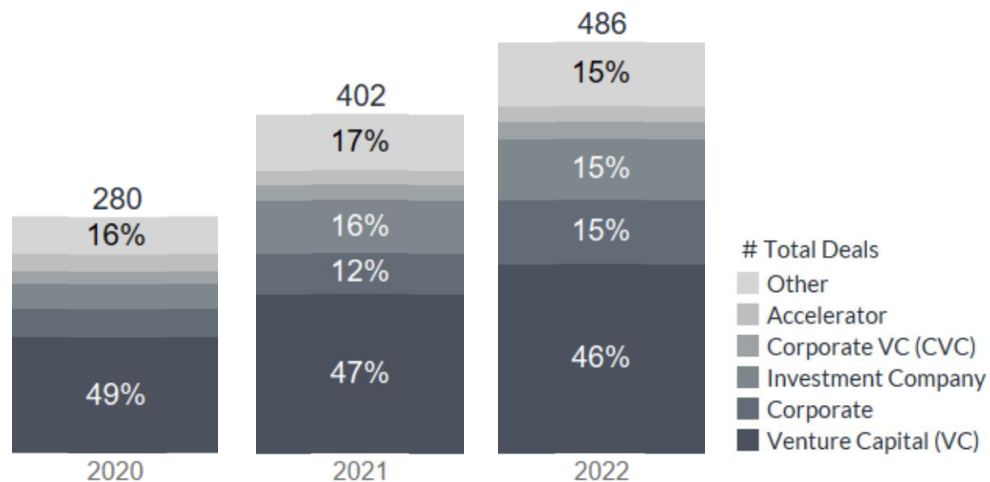
Government support, entrepreneur-enabling initiatives, startup-friendly regulations.

MENA: Access to Capital

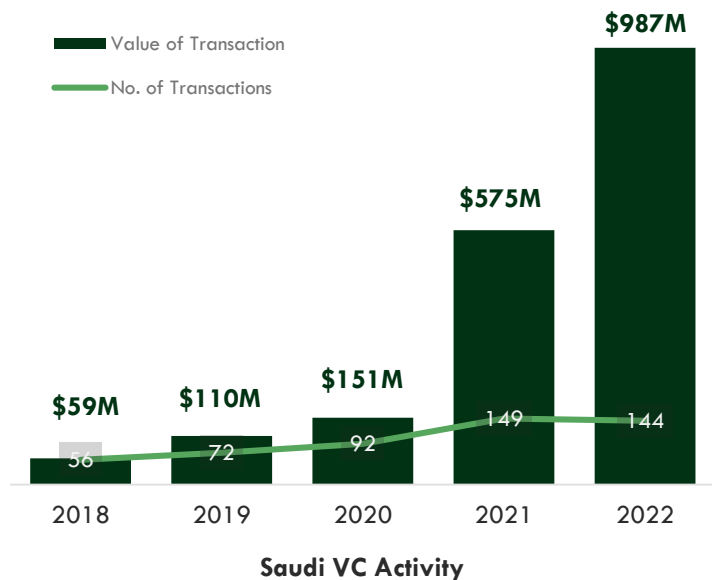
Evolution of Investor Participation:



3yr Investor Breakdown by Type:



SAUDI LENS: Funding Activity



72% YoY

Increase in funding.

Top Sectors (\$):

- #1 Fintech
- #2 Foodtech
- #3 Logistics



Ranked 2nd

by value of venture investments across the MENA, accounting for **31% of total funding** in 2022



2X No. of Exits

in 2022 vs 2021, maintaining **3rd place in M&A activity**, 14% of total exits in MENA.



30% YoY Growth

In number of investors funding Saudi-based startups, an all-time high of **104 recorded in 2022**.